

# THE SAT VS THE ACT

- Fewer Geometry Questions
- More Time per Question
- No-calculator Math Section

## KEY Differences

- Lots of Geometry
- Faster Paced
- Tough Science Section



Overall Time

### TIMING & SCORING



Overall Time

Reading

65m

Writing

35m

200 - 800 points

Math  
(No Calculator)

25m

Math  
(Calculator)

55m

200 - 800 points

Total Points | 400 - 1600

Time per Question

75s

Reading

48s

Writing

83s

Math

1-36

35m

Reading

1-36

45m

English

1-36

60m

Math

1-36

35m

Science

1 - 36 | Total Points

Time per Question

53s

Reading

36s

English

60s

Math

# MATH

## Number of Questions

SAT  
**58**

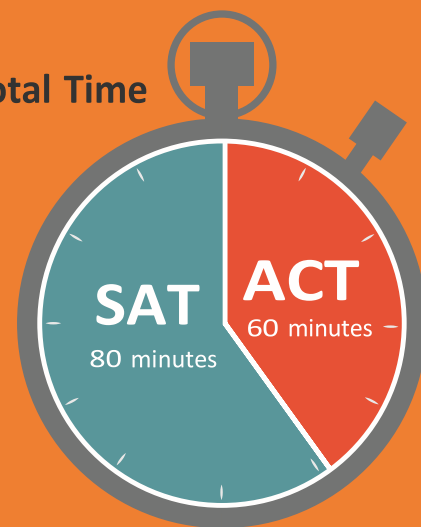
ACT  
**60**

## Number of Sections

**2**  
SAT

**1**  
ACT

## Total Time



## Time Per Question



## Formulas

The **SAT** provides a reference table of common formulas.

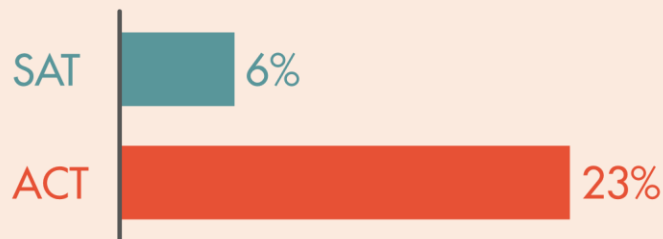
The **ACT does not provide** formulas for reference.



The SAT Math section includes **45** multiple choice questions and **13** student-produced response questions (i.e., fill-in questions).

## Geometry Focus

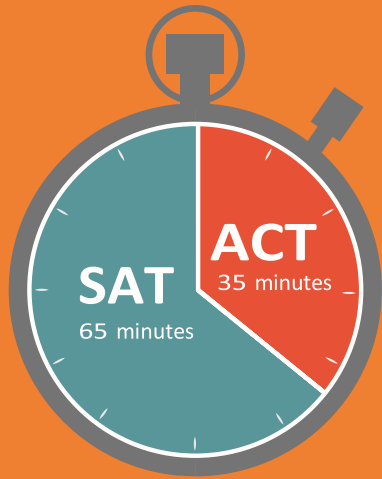
The ACT has a much greater emphasis on Geometry. In contrast, the SAT focuses more on Algebra, word problems, and "Data Analysis" questions that ask you to incorporate information from tables and charts into your calculations.



The **ACT** allows calculators for all Math sections.

The **SAT** has one **NO CALCULATOR** section and one calculator section.

# READING



Total Time

## Time Per Question

ACT  
SAT

53s

75s

## Number of Questions

SAT  
52

ACT  
40

## Vocabulary

What percent of questions test vocabulary?

ACT  
SAT

8%

17%

## Do the Reading sections have Graphs and Charts?

SAT



Yes, relating to  
two passages

ACT



No, only on the  
Science section

## Passage Complexity

SAT

ACT

25

Avg. words per  
sentence

22

39

Peak words per  
sentence

26

13.5

Avg Grade Level\*

11.5

11-16

Grade Level  
Fluctuation



9-14

\*Flesch-Kincaid readability assessment

## Number of Passages

SAT

5




comparison

## Topics Covered

- Literature
- Science (2)
- History/Soc. Studies (2)

ACT

4



comparison

- Prose/Fiction
- Humanities
- Social Science
- Natural Science

# WRITING/ENGLISH

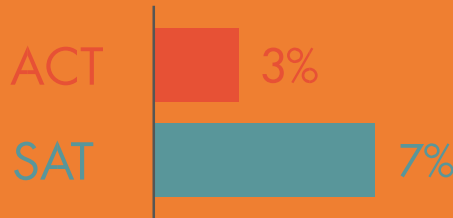
## Number of Questions

SAT  
**44**

ACT  
**75**

## Vocabulary

What percent of questions test vocabulary?



## Time Per Question



Total

## Do the Reading sections have Graphs and Charts?

SAT



Yes, relating to  
two passages

ACT



No, only on the  
Science section

## GRAMMAR VS. RHETORICAL SKILLS

SAT

45%

55%\*

ACT

51%

49%\*

\*The difference between the 49% Rhetorical Skills on the ACT and 55% on the SAT feels even greater in practice, as the questions on the SAT require a fuller understanding of the passage.

## Passage Complexity



Average words per sentence

SAT

13

ACT

10

Average grade level\*

\*Flesch-Kincaid readability assessment

**Time**